



District Report Card: 2017


State: Arunachal Pradesh	District: East Kameng
Class: 8	Subject: Language
Schools: 38	Students: 557


Participation/Coverage


Students

<div>GENDER</div> <div></div>	Boys				Girls			
	Number		%		Number		%	
	212		38.06		345		61.94	

<div>AREA</div> <div></div>	Rural				Urban			
	Number		%		Number		%	
	397		71.27		160		28.73	

<div>CATEGORY</div> <div></div>	SC		ST		OBC		GEN	
	Number	%	Number	%	Number	%	Number	%
	0	0.00	508	91.20	1	0.18	48	8.62

<div>CWSN</div> <div></div>	LD	VI	HI	S&LD	ID	Oth
	0	6	3	1	1	5

<div>Management</div> <div></div>	Government			Government-aided		
	Number		%	Number		%
	422		75.76	135		24.24

Average Performance of Students in Language (%)

Overall	Gender		Area		Management		Social Group			
	Male	Female	Rural	Urban	Govt.	Aided	SC	ST	OBC	GEN
47.58	46.67	48.14	49.34	43.21	40.88	68.49	0.00	46.80	13.33	56.53

Performance on Learning Outcomes (LOs)

Learning Outcomes	Description	Average Performance(%)
L813	Read textual/non-textual materials with comprehension and identifies the details, characters, main idea and sequence of ideas and events while reading	47.58

Range of Performance of Students who Answered Correctly							
Below 30%		30% - 50%		50% - 75%		Above 75%	
Number	%	Number	%	Number	%	Number	%
156	28.01	150	26.93	160	28.73	91	16.34

Lowest Performing Learning Outcomes (LOs)

1 - Read textual/non-textual materials with comprehension and identifies the details, characters, main idea and sequence of ideas and events while reading (47.58)